



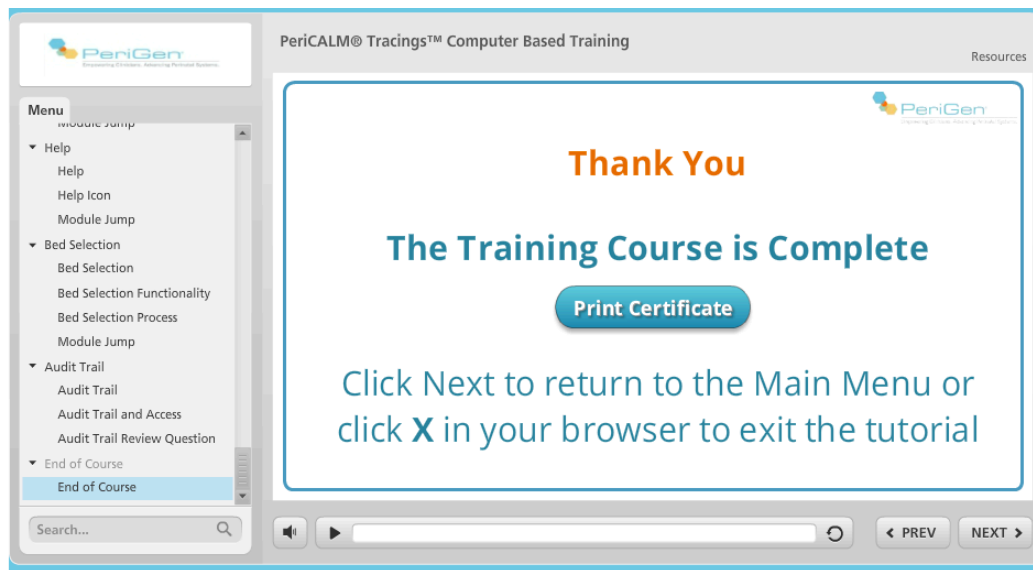
Instructions for using the PeriCALM Tracings Online Training Module

1. Register for access to the PeriGen Customer Portal website at <http://customer.perigen.com>
2. Go to the PeriCALM Tracings online training page by clicking the link on the portal home page or going to <http://customer.perigen.com/peritrain-pericalm-tracings/>
3. Scroll down and start the online training module by clicking the “play” icon. To view the module in full screen mode, click the hyperlink provided.



4. The module allows you to start, stop and return to previous sections or the main menu (by clicking the  icon) at any time.

5. Complete the module, including the “Review Questions” included at the end of each topic.
6. To receive a personalized Certificate of Completion by email and printing it from a webpage, click the [Print Certificate] button found on the Quiz Results page



7. Complete the form and click the [Submit] button. Once you do, you be sent to a webpage showing your personalized Certificate of Completion. You'll also receive your Certificate by email within 15 minutes. The email can be forwarded to your manager for validation.